

September 16, 2013

New Jersey Commission on Higher Education

20 W. State St.

Trenton, NJ 08608-1206

We are pleased to present the Warren County Community College 2013 Institutional Profile Report, which should serve as a showcase of the work put forth by our faculty, staff and administration throughout the last year. This document is designed to provide the state with descriptive data and information about our college.

We are hopeful that this report will be useful to students, parents, community college personnel, policymakers and the general public.

I would like to thank the staff of Warren County Community College for their work in updating our Institutional Profile for 2013.

Sincerely,



Dr. William J. Austin

President

Table of Contents

A. Accreditation Status	3
B. Number of Students Served	4
<i>undergraduates by attendance status</i>	4
<i>number of non-credit students served</i>	4
<i>unduplicated number of students for entire academic year</i>	5
C. Characteristics of Undergraduate Students	5
<i>enrollment in remediation courses by subject area</i>	5
<i>enrollment by race/ethnicity, sex, and age</i>	6
<i>financial aid from federal, state, and institutionally-funded programs</i>	9
<i>percentage of students who are NJ residents</i>	10
D. Student Outcomes	10
<i>graduation rates</i>	10
<i>third-semester retention rates</i>	11
E. Faculty Characteristics	12
<i>full time faculty by race/ethnicity, sex, and tenure status</i>	12
<i>percentage of course sections taught by full time faculty</i>	14
<i>ratio of full time to part time faculty</i>	14
F. Characteristics of the Board of Trustees	15
<i>Board of Trustees by race/ethnicity and sex</i>	15
<i>Trustees' titles and affiliations</i>	15
<i>webpage with information on the Board of Trustees</i>	15
G. Profile of the Institution	16
<i>degree and certificate programs offered</i>	16
H. Major Research and Public Service Activities	18
I. Major Capital Projects Underway in FY 2013	19

A. Accreditation Status

1. Institutional Accreditations

Warren County Community College is accredited by the Middle States Commission on Higher Education. Founded in 1981, the College was awarded its original accreditation from the Commission in 1992 and was most recently re-accredited in 2008. The College is also licensed by the New Jersey Commission on Higher Education.

2. Professional Accreditations

WCCC holds the following program-specific professional accreditations:

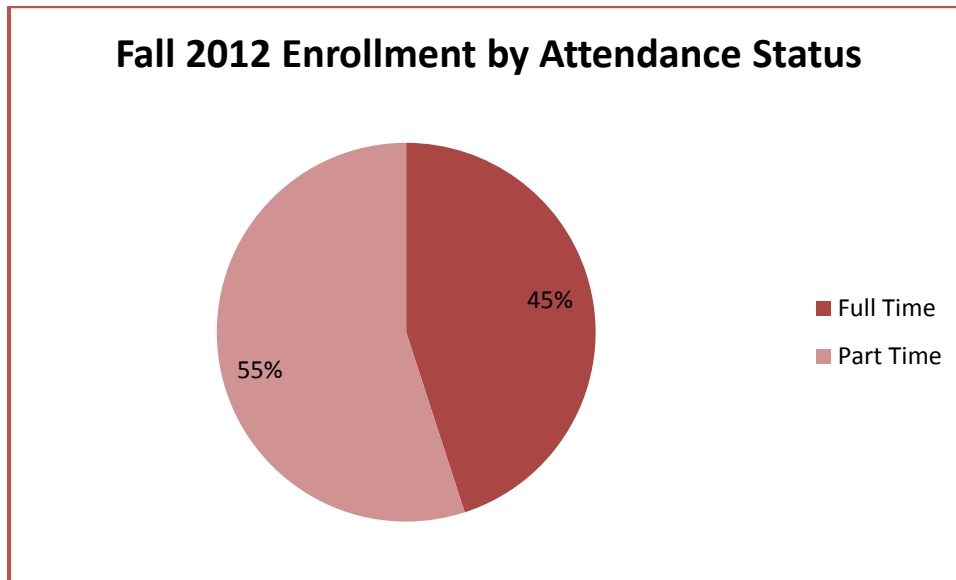
- Accreditation Commission for Education in Nursing, Inc. (ACEN)
- Commission on Accreditation of Allied Health Programs (CAAHEP)

B. Number of Students Served

1. Number of Undergraduates by Attendance Status, Fall 2012:

Full Time		Part Time		Total
<i>N</i>	%	<i>N</i>	%	
949	42	1,316	58	2,265

Source: SURE Fall 2012 Enrollment File



2. Number of Graduates by Attendance Status:

Not Applicable

3. Number of Non-Credit Students Served:

	Total Number of Registrants ¹	Unduplicated Headcount	Total Clock Hours (1 Clock Hr = 60 Mins)	Total FTEs ²
Open Enrollment	3,365	2,135	100,757	224
Customized Training	352		2,922	6

Source: SURE Non-Credit Open Enrollment File; NJ IPEDS Form #31: Customized Training

¹Includes all registrations in any course that started on July 1, 2011 through June 30, 2012.

²FTEs were calculated by converting clock hours to credit hours (dividing by 15), then converting credit hours to FTEs (dividing by 30).

4. Unduplicated Number of Students for Entire Academic Year:

	Headcount Enrollment	Credit Hours	FTEs ¹
Undergraduates	2,904	41,115	1,371

Source: SURE 12 Month Enrollment File AY2013

¹FTEs were calculated by converting credit hours to FTEs (dividing by 30).

C. Characteristics of Undergraduate Students

1. Mean Math, Reading and Writing SAT Scores:

Not applicable.

2. Enrollment in Remediation Courses by Subject Area:

Total Fall 2012 Undergraduate Enrollment	Students Enrolled in One or More Remedial Courses	% of Total Enrollment
2,265	588	26%

Total Fall 2012 FT, FT Students	FT, FTs Enrolled in One or More Remedial Courses	% of Total FT, FT Students
301	196	65%

Remedial Course Subject Area	Number of Undergraduates Enrolled	% of Undergraduates Enrolled
Mathematics	508	22%
Reading	137	6%
Writing	236	10%
English	0	0%

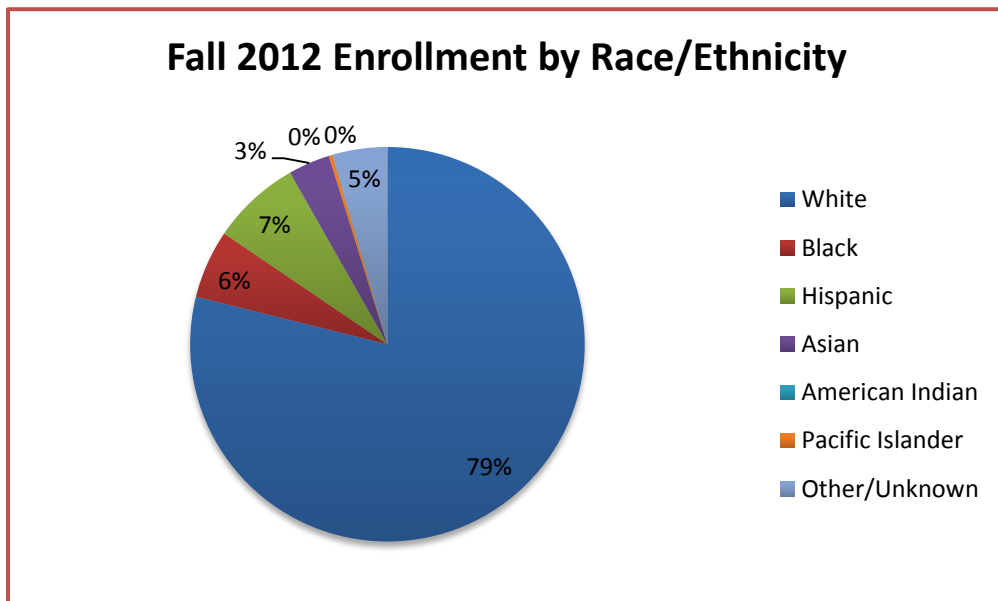
Source: SURE Fall 2012 Enrollment File

3. Enrollment by Race/Ethnicity, Sex, and Age, Fall 2012:

a. Enrollment by Race/Ethnicity:

	White		Black		Hispanic/Latino		Asian		N. Hawaiian / Pacific Islander		American Indian /Alaskan		Other / Unknown		Total
	N	%	N	%	N	%	N	%	N	%	N	%	N	%	
Full Time	779	82.1	54	5.7	58	6.1	19	2	1	0.1	6	0.6	32	3.5	949
Part Time	1006	76.4	72	5.5	107	8.1	58	4.4	1	0	2	0	70	5.3	1316
Total	1785	78.8	126	5.6	165	7.3	77	3.4	2	0	8	0.3	102	4.5	2265

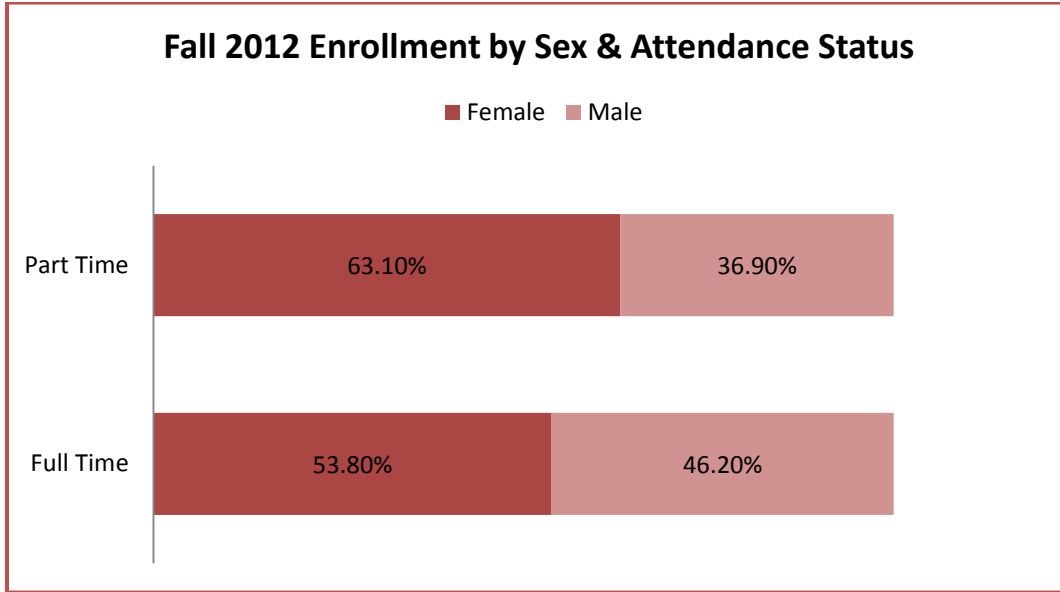
Source: SURE Fall 2012 Enrollment File



b. Enrollment by Sex:

	Full Time				Part Time				All Undergraduates			
	Male	Female	N/A	Total	Male	Female	N/A	Total	Male	Female	N/A	Total
N	438	511	0	949	485	830	1	1316	923	1341	1	2265
%	46.2	53.8	0	100	36.9	63.1	0	100	40.8	59.2	0	100

Source: SURE Fall 2012 Enrollment File



c. Enrollment by Age:

		Full Time Students										
	< 18	18-19	20-21	22-24	25-29	30-34	35-39	40-49	50-64	65 +	N/A	Total
N	4	190	401	179	77	26	23	27	13	2	7	949
%	0.4	20.0	42.3	18.9	8.1	2.7	2.4	2.8	1.4	0.2	0.7	100%

Source: SURE Fall 2012 Enrollment File

		Part Time Students										
	< 18	18-19	20-21	22-24	25-29	30-34	35-39	40-49	50-64	65 +	N/A	Total
N	148	369	157	193	120	88	49	100	63	15	14	1316
%	11.2	28.0	11.9	14.7	9.1	9.3	3.7	7.6	4.8	1.1	1.1	100%

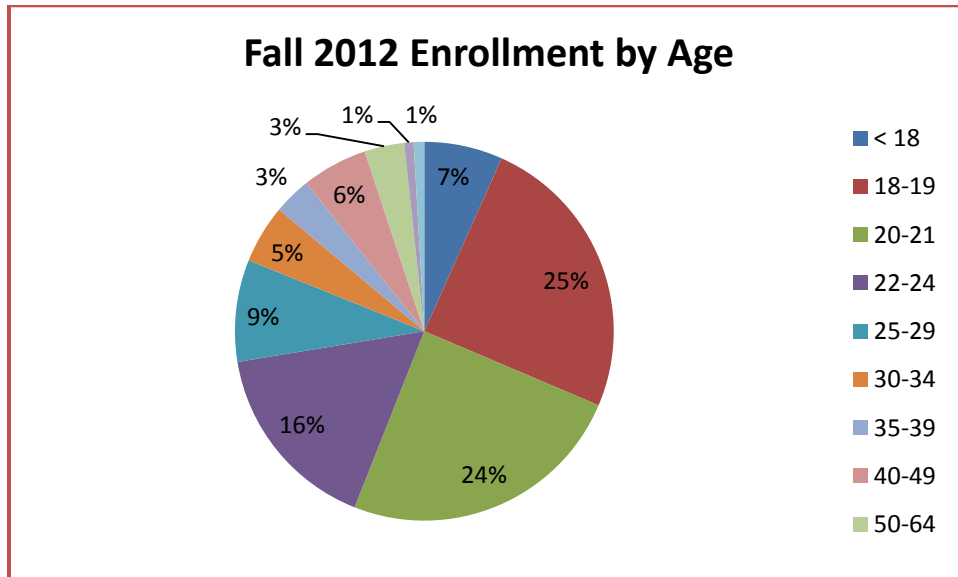
Source: SURE Fall 2012 Enrollment File

Warren County Community College

2013 Institutional Profile

Total Enrollment												
	< 18	18-19	20-21	22-24	25-29	30-34	35-39	40-49	50-64	65 +	N/A	Total
N	152	559	558	372	197	114	72	127	76	17	21	2265
%	6.7	24.7	24.6	16.4	8.7	5.0	3.2	5.6	3.4	0.8	0.9	100%

Source: SURE Fall 2012 Enrollment File



4. Financial Aid from Federal, State & Institutionally-Funded Programs, AY 2011-2012:

<u>FEDERAL PROGRAMS</u>	Recipients	Dollars (\$)	Dollars (\$)/ Recipient
Pell Grants	785	2,435,000	3,101.91
College Work Study	16	32,000	2,000.00
Perkins Loans	0	-	-
SEOG	87	45,000	517.24
PLUS Loans	0	-	-
Stafford Loans (Subsidized)	198	508,000	2,565.66
Stafford Loans (Unsubsidized)	234	731,000	3,123.93
SMART, ACG, & Other	0	-	-
<u>STATE PROGRAMS</u>			
Tuition Aid Grants (TAG)	273	356,000	1,304.03
Educational Opportunity Fund (EOF)	52	40,000	769.23
Outstanding Scholars (OSRP)	0	-	-
Distinguished Scholars	0	-	-
Urban Scholars	0	-	-
NJ STARS	35	92,000	2,628.57
NJCLASS Loans	0	-	-
<u>INSTITUTIONAL PROGRAMS</u>			
Grants/Scholarships	44	27,000	613.64
Loans	0	0	-

Source: NJ IPEDS Form #41 Student Financial Aid Report

5. Percentage of Students who are New Jersey Residents:

	NJ Residents	Out-of-State Residents	Total	% State Residents
FT, FT Students	299	2	301	99.3%
Total Enrollment	2,235	30	2,265	98.7%

Source: SURE Fall 2012 Enrollment File, IPEDS Fall 2012 Enrollment Survey

D. Student Outcomes

1. Graduation Rates:

a. Four, Five, and Six-year Graduation Rate by Race/Ethnicity:

Not applicable.

b. Two-year Graduation Rate:

	Number	Percent
Fall 2009 Cohort	337	21.1%
Graduated within 2 Years	71	

Source: IPEDS 2013 Graduation Rate Survey

Warren County Community College

2013 Institutional Profile

d. Three-year Graduation & Transfer Rate by Race/Ethnicity:

	White		Black		Hispanic		Am. Ind.		Asian		Alien		Other		TOTAL	
	N	%	N	%	N	%	N	%	N	%	N	%	N	%	N	%
Fall 2009 Cohort	263		13		27		2		6		11		17		337	100
Graduated w/in 3 yrs.	67	25.5	2	15.4	10	37.0	0		1	16.7	1	9.1	5	29.4	86	25.5
Transfer Out	59	22.4	3	23.1	4		1		4	66.7	4	36.4	5	29.4	79	23.6

Source: IPEDS 2013 Graduation Rate Survey

2. Third-Semester Retention Rates:

a. By attendance status:

FIRST TIME, FULL TIME STUDENTS, FALL 2011		
Cohort	Retained in Fall 2012	Retention Rate
305	199	65%

FIRST TIME, PART TIME STUDENTS, FALL 2011		
Cohort	Retained in Fall 2012	Retention Rate
445	147	33%

Source: IPEDS 2012 Fall Enrollment Survey, Part E

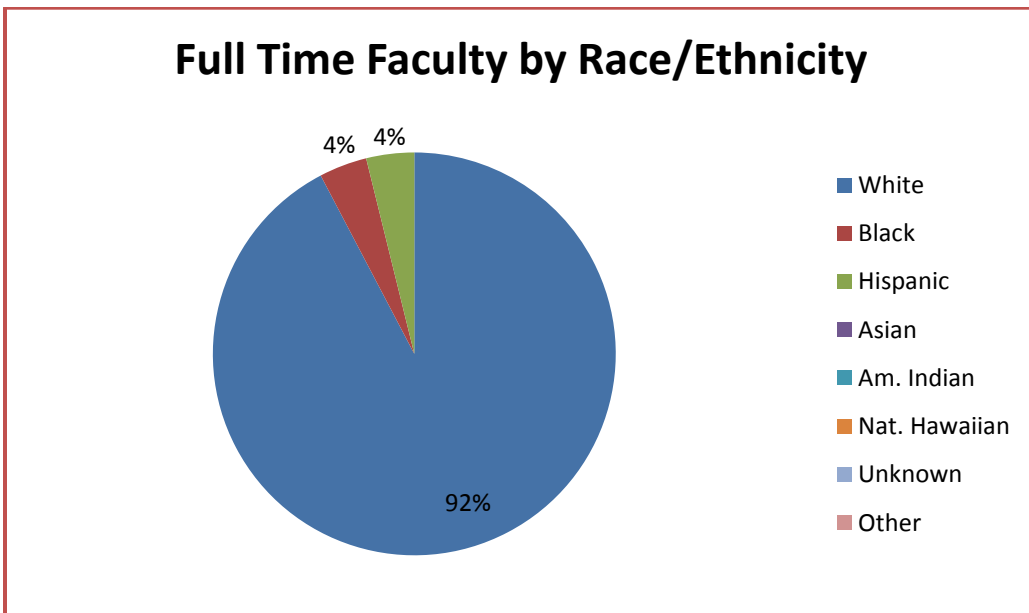
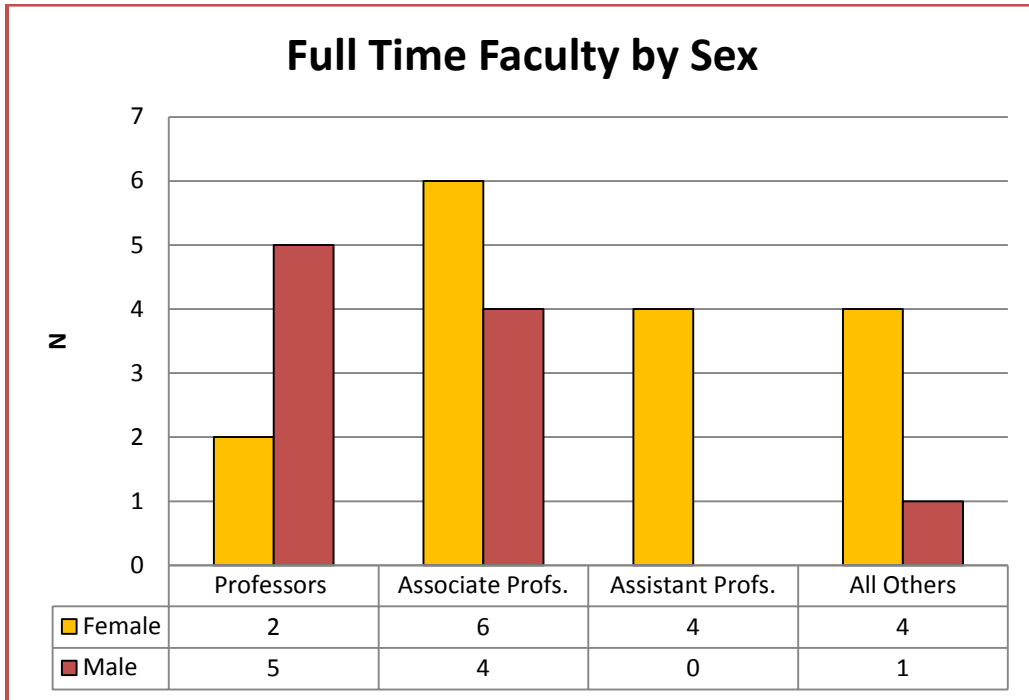
E. Faculty Characteristics

1. Full Time Faculty by Race/Ethnicity, Sex, and Tenure Status:

FULL TIME FACULTY, FALL 2012

	White		Black		Hispanic		Asian		Am. Ind.		Alien		Unknown		Total	
	M	F	M	F	M	F	M	F	M	F	M	F	M	F	M	F
<u>Tenured</u>																
Professors	5	2	-	-	-	-	-	-	-	-	-	-	-	-	5	2
Associate Profs.	4	4	-	-	-	-	-	-	-	-	-	-	-	-	4	4
Assistant Profs.	-	2	-	1	-	-	-	-	-	-	-	-	-	-	0	3
All Others	-	-	-	-	-	-	-	-	-	-	-	-	-	-	0	0
Total	9	8	0	1	0	0	0	0	0	0	0	0	0	0	9	9
<u>Not Tenured</u>																
Professors	-	-	-	-	-	-	-	-	-	-	-	-	-	-	0	0
Associate Profs.	-	2	-	-	-	-	-	-	-	-	-	-	-	-	0	2
Assistant Profs.	-	1	-	-	-	-	-	-	-	-	-	-	-	-	0	1
All Others	1	3	-	-	-	1	-	-	-	-	-	-	-	-	1	4
Total	1	6	0	0	0	1	0	0	0	0	0	0	0	0	1	7

Source: IPEDS 2013 Human Resources Survey



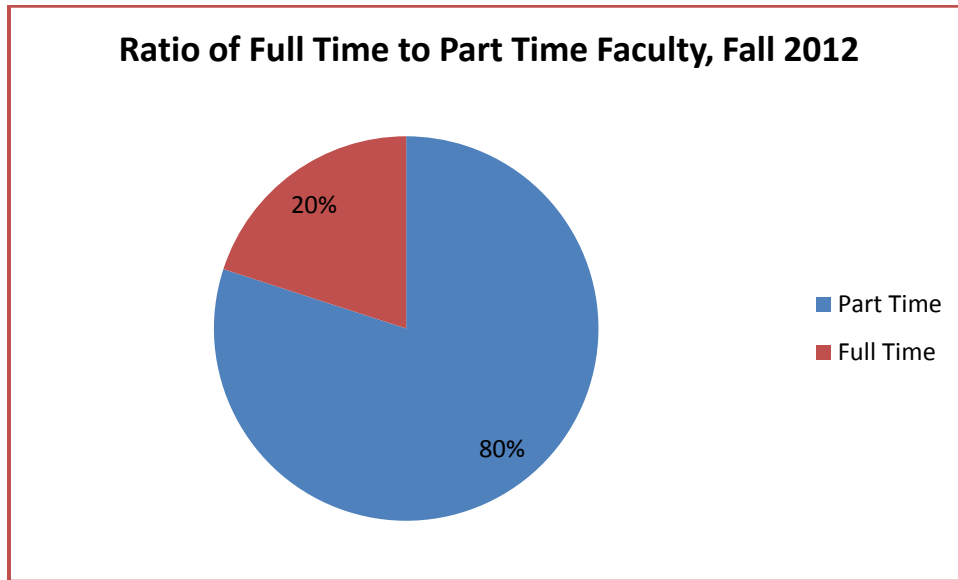
2. Percentage of Course Sections Taught by Full Time Faculty:

Total Number of Course Sections	Taught By Full Time Faculty		Taught By Part Time Faculty		Taught By Others ¹	
	N	%	N	%	N	%
416	115	27.7%	292	70.2%	9	2.2%

¹ Includes Full-Time Administrators and Teaching Assistants

3. Ratio of Full Time to Part Time Faculty:

Full Time Faculty		Part Time Faculty		Total	
N	%	N	%		
26	19%	111	81%	137	100%



Source: IPEDS Human Resource Survey

F. Characteristics of the Board of Trustees

1. Warren County Community College Board of Trustees by Race/Ethnicity & Sex:

	White	Black	Hispanic	Asian	American Indian	Alien	Unknown	Total
Male	7	-	-	-	-	-	-	7
Female	5	-	-	-	-	-	-	5
Total	12	0	0	0	0	0	0	12

2. Trustees' Titles and Affiliations:

Name	Title	Company/Organization Affiliation
Craig Dana	Private Attorney/Judge	retired
Ms. Rita Foti	Retired Educator	retired
Dr. Frank Gilly	Family Practitioner, Geriatrician	St. Luke's Warren Hospital
Elizabeth Gittins	Research Scientist	Colgate Palmolive
Kieran Higgins	Manager of Manufacturing Technology	Thomas & Betts
Melinda Jones	Adjunct Instructor of Health Sciences	Northampton Community College
Dr. Rosalie Lamonte	Executive County Superintendent	State of New Jersey
Alan Lowcher	Private Attorney	Private Practice
James Mengucci	Director of Facilities	Phillipsburg School District
Peter Schmidt	Director of Upper School	Gill St. Bernard's School
Betti Singh	Employment Counselor	Department of Labor
Brian Moore	Student (Alumni Trustee)	Warren County Community College

3. Webpage with Information on the Board of Trustees:

<http://www.warren.edu/board-of-trustees/>

G. Profile of the Institution

1. Degree and Certificate Programs Offered:

Associate of Arts (A.A.)	Associate in Applied Science (A.A.S.)
Liberal Arts	Accounting Management
Business Administration	Automotive Technology
Communications	Business Management
Computer and Information Science	Computer Information Services
Elementary and Secondary Education	Early Childhood Education
English	Emergency Services - Fire Services
Fine Arts	Food and Beverage Management
History	Graphic and Web Design
Pre-Law	Legal Studies - Legal Assistant
Pre-Professional	Medical Assisting
Social Science	Small Business Management
Associate in Fine Arts (A.F.A)	Technical Studies
Creative Writing	Web Development
Associate in Science (A.S.)	
Biology	General Science
Chemistry	Nursing
Criminal Justice	Nursing Education
Environmental Studies	Psychosocial Rehabilitation and Treatment
Ecotourism	Respiratory Care

Certificate Programs

Business Management

Communications

Computer Information Services

Criminal Justice – Corrections

Early Childhood Education

Graphic and Web Design

Legal Assistant

Security and Loss Prevention

Small Business Management

Webmaster

Other Information:

In the past year, two new programs have been introduced at WCCC that will offer more opportunities for students to attain an accessible and quality education at the College.

In November 2012, WCCC kicked off the new V.I.P.E.R. (Veterans in Pursuit of Educational Readiness) Program, designed specifically for veterans pursuing college educations. The program, which awards up to 45 credits for military training and offers in-county tuition rates to veterans and active military regardless of where they may be located in the world, can allow a participant to graduate with an Associate’s degree in as little as one semester. In May 2013, the program and its first two graduates were featured in a nationally-broadcasted segment for FOX News.

Our partnership with Warren County Technical School came to fruition with the relocation of the culinary program closer to WCCC. The Technical School, next door to the College, makes the program more accessible to current students and Warren County residents. The Associate degree in Applied Science in Food and Beverage Management is tailored to students interested in starting careers in the culinary arts, food service, and hospitality.

H. Major Research and Public Service Activities

WCCC administered the M.A.P.P. (Measure of Academic Proficiency and Progress) test to a select student sample in Fall of 2012. This nationally-administered exam is designed to measure students' progress in general education goals set in place by the College.

I. Major Capital Projects Underway in FY 2013

Beginning in November 2013, WCCC will begin implementation of Jenzabar EX, a new data management software system. This project is made possible through funds from New Jersey Higher Education bonds.